








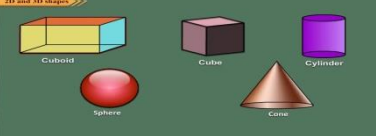



# KG-3A

## THIRD TERM WEEKLY PLAN- WEEK (4) ACADEMIC YEAR 2022-23



**Week 4- Date: Sun. 2<sup>nd</sup> April 2023 to Thurs. 6<sup>th</sup> April 2023**

**Circle Time:** Introduce yourself and class fellows. Teaching them behavior and procedures. Days of the week, Months of the year and types of weather. Value of the week. And Discuss Class Rules.

Day	CLASS WORK - LANGUAGE	CLASS WORK – MATH	Homework
<b>Sunday</b>	<p><b>Phonics:</b> Unit 4: Consonant Blends Lesson 124: y as a Vowel Pp. 259, 260 <a href="https://youtu.be/YUmmCxj0Kd">https://youtu.be/YUmmCxj0Kd</a></p> <p><b>English: Session 1:</b> My View Unit 4 Foundational Skills P. 139 <b>Session 2:</b> My View Unit 4 – L 4 Genre: Narrative Nonfiction Pp. 140 and 141</p> 	<p><b>Math:</b> Topic 11: Count Numbers to 100 Lesson 11-4: Count by Ones to 100 Pp. 445, 446 and 448 <a href="https://youtu.be/dHu5TFxPt">https://youtu.be/dHu5TFxPt</a></p> 	<p><b>Phonics:</b> Pp.261</p> <p><b>Math:</b> P. 447</p> <p><b>English:</b> Write the sentence in the notebook: (How will they get home?)</p>
<b>Monday</b>	<p><b>Phonics:</b> Unit 4: Consonant Blends Lesson 126: y as a Vowel Pp. 262, 263 <a href="https://youtu.be/YUmmCxj0Kd8">https://youtu.be/YUmmCxj0Kd8</a></p> <p><b>English: Session 3:</b> My View Unit 4 L4- Language and Conventions: P. 160 and 161 <a href="https://youtu.be/PUyOzCZ9XJE">https://youtu.be/PUyOzCZ9XJE</a></p>  	<p><b>Math:</b> Topic 11: Count Numbers to 100 Lesson 11-5: Look for and Use Structure Pp. 449, 450 and 452 <a href="https://youtu.be/dHu5TFxPtk">https://youtu.be/dHu5TFxPtk</a></p> 	<p><b>Phonics:</b> Pp. 267 and 268</p> <p><b>Math:</b> P. 451</p> <p><b>English:</b> P. 158</p>
<b>Tuesday</b>	<p><b>Phonics:</b> Unit 5: Ending Diagraph and Contractions Lesson 130: Inflectional Ending -ed and -ing Pp.271, 272 <a href="https://youtu.be/X17Ao_xuqhw">https://youtu.be/X17Ao_xuqhw</a></p> <p><b>English: Session 4:</b> My View Unit 4 – L4 Edit of Verbs Pp. 162 and 163 <a href="https://youtu.be/4c6FyuetSVo">https://youtu.be/4c6FyuetSVo</a> <b>Session 5: Review and Reinforce</b> Pp. 166</p>  	<p><b>Math:</b> Topic 12: Identify and Describe Shapes Lesson 12-1:Two Dimensional (2-D) and Three-Dimensional (3-D) Shapes Pp. 465, 466, 468 <a href="https://youtu.be/VAWaV1upv6E">https://youtu.be/VAWaV1upv6E</a></p> 	<p><b>Phonics:</b> P. 273 and 274</p> <p><b>Math:</b> P. 467</p> <p><b>English:</b> Write the sentence in the notebook: (We look at the monkeys.)</p>
<b>Wednesday</b>	<p><b>Phonics:</b> Unit 5: Ending Diagraph and Contractions Lesson 131: Consonant Diagraph th Pp. 275 <a href="https://youtu.be/KPAtWnXL7UY">https://youtu.be/KPAtWnXL7UY</a></p> <p><b>English:</b> My View Unit 4 – L5 <b>Session 6:</b> Foundational Skills: Pp.167 and 169</p>  	<p><b>Math:</b> Topic 12: Identify and Describe Shapes Lesson 12-2: Circles and Triangles Pp. 469, 470, 472 <a href="https://youtu.be/Bzor13Y0ugo">https://youtu.be/Bzor13Y0ugo</a></p> 	<p><b>Phonics:</b> P. 276</p> <p><b>Math:</b> P. 471</p> <p><b>English:</b> P. 168</p>

Thursday	<p><b>Phonics:</b> Unit 5: Ending Diagraph and Contractions <b>Lesson 131:</b> Consonant Diagraph wh Pp. 277 <a href="https://youtu.be/GO3UxDydumA">https://youtu.be/GO3UxDydumA</a></p> <p><b>English: Session 7:</b> My View Unit 4-L 5 <b>Decodable Story-</b> We Have Fun Pp. 171-173</p>		<p><b>Math:</b> <b>Topic 12:</b> Identify and Describe Shapes <b>Lesson 12-3:</b> Squares and Other Rectangles Pp. 473, 474 and 476 <a href="https://youtu.be/VAWaV1upv6E">https://youtu.be/VAWaV1upv6E</a></p>	<p><b>Phonics:</b> P.278</p> <p><b>Math:</b> P. 475</p> <p><b>English:</b> P.170</p>
	<p><b>Sunday</b> Session 1 : <b>Lesson 11-</b> Review -The states of matter Pp.84 &amp;85 <a href="https://youtu.be/3IW8E1YR0kE">https://youtu.be/3IW8E1YR0kE</a></p> <p><b>Monday</b> Session 2 : <b>Lesson 11-</b> Review- The states of matter Pp. 86 &amp; 87 <a href="https://youtu.be/3IW8E1YR0kE">https://youtu.be/3IW8E1YR0kE</a></p> <p><b>Thursday</b> Session 3 : <b>Lesson 11-</b> Review: The states of matter Pp. 88 &amp; 89 <a href="https://youtu.be/3IW8E1YR0kE">https://youtu.be/3IW8E1YR0kE</a></p>	<p>STATES OF MATTER</p>	<p>Revise the topic at home.</p> <p>Revise the topic at home.</p>	
Manners	<p>Session 1: Monday Unit 3: <b>Safety Rules - Lesson 9-</b> Crossing The Road Pp. 84 and 85 <a href="https://www.youtube.com/watch?v=NeEF1wT4k">https://www.youtube.com/watch?v=NeEF1wT4k</a></p> <p>Session 2: Thursday Unit 3: <b>Safety Rules - Lesson 9-</b> Crossing The Road Pp. 86 and 87 <a href="https://www.youtube.com/watch?v=NeEF1wT4k">https://www.youtube.com/watch?v=NeEF1wT4k</a></p>			
	<p>Wednesday- Topic: Microsoft Paint Lesson 6: Oval Tool Pp. 48-51 <a href="https://youtu.be/ZnXPmtvhrFE">https://youtu.be/ZnXPmtvhrFE</a></p>			
Art Time	<p>Tuesday- Trace the picture, then use the suitable colors. P. 31</p>		<p>Homework P.33</p>	

**Weekly Activity- Sunday: Welcome Ramadhan Activity**

Closing Circle Time

**Weekly Story: The Little Red Riding Hood**

<https://youtu.be/LDMWJCrDVMl>



**My Little Dictionary: Practice with Me**

- Consonant y as Vowel words: by, sky, my, cry, dry
- Consonant yas Vowel words: candy, baby, pony, lady
- Endings - ed words: boiled, spilled, peeled, rowed
- Endings – ing words: raining, crying, eating, fishing
- Academic Vocabulary: time, change, discover, tradition
- Number Counting: 1- 100
- Number Writing: 1-100
- Number Names: eight, nine, ten
- Dictation Words: six, seven, eight, nine, ten



Media Links

- Morning song: <https://youtu.be/gghDRJVxFxU>
- Months of the Year: <https://youtu.be/BCSFAutZK9s>
- Days of the Week: <https://youtu.be/BCSFAutZK9s>
- Seasons: <https://youtu.be/8Zjpl6fgYSY>
- Class Rules: <https://youtu.be/iQxK-Ah7has>



# Self-confidence












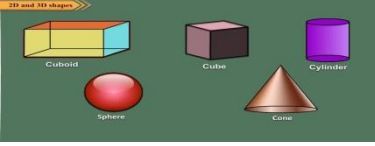



**KG-3B**

**THIRD TERM**  
**WEEKLY PLAN- WEEK (4)**  
**ACADEMIC YEAR 2022-23**



**Week 4- Date: Sun. 2<sup>nd</sup> April 2023 to Thurs. 6<sup>th</sup> April 2023**

**Circle Time:** Introduce yourself and class fellows. Teaching them behavior and procedures. Days of the week, Months of the year and types of weather. Value of the week. And Discuss Class Rules.

Day	CLASS WORK - LANGUAGE	CLASS WORK – MATH	Homework
Sunday	<p><b>Phonics:</b> Unit 4: Consonant Blends Lesson 124: y as a Vowel Pp. 259, 260 <a href="https://youtu.be/YUmmCxj0Kd">https://youtu.be/YUmmCxj0Kd</a></p> <p><b>English: Session 1:</b> My View Unit 4 Foundational Skills P. 139 <b>Session 2:</b> My View Unit 4 – L 4 Genre: Narrative Nonfiction Pp. 140 and 141</p> 	<p><b>Math:</b> Topic 11: Count Numbers to 100 Lesson 11-4: Count by Ones to 100 Pp. 445, 446 and 448 <a href="https://youtu.be/dHu5TFxPt">https://youtu.be/dHu5TFxPt</a></p> 	<p><b>Phonics:</b> Pp.261</p> <p><b>Math:</b> P. 447</p> <p><b>English:</b> Write the sentence in the notebook: (How will they get home?)</p>
Monday	<p><b>Phonics:</b> Unit 4: Consonant Blends Lesson 126: y as a Vowel Pp. 262, 263 <a href="https://youtu.be/YUmmCxj0Kd8">https://youtu.be/YUmmCxj0Kd8</a></p> <p><b>English: Session 3:</b> My View Unit 4 L4- Language and Conventions: P. 160 and 161 <a href="https://youtu.be/PUyOzCZ9XJE">https://youtu.be/PUyOzCZ9XJE</a></p>  	<p><b>Math:</b> Topic 11: Count Numbers to 100 Lesson 11-5: Look for and Use Structure Pp. 449, 450 and 452 <a href="https://youtu.be/dHu5TFxPtk">https://youtu.be/dHu5TFxPtk</a></p> 	<p><b>Phonics:</b> Pp. 267 and 268</p> <p><b>Math:</b> P. 451</p> <p><b>English:</b> P. 158</p>
Tuesday	<p><b>Phonics:</b> Unit 5: Ending Diagraph and Contractions Lesson 130: Inflectional Ending -ed and -ing Pp.271, 272 <a href="https://youtu.be/X17Ao_xuqhw">https://youtu.be/X17Ao_xuqhw</a></p> <p><b>English: Session 4:</b> My View Unit 4 – L4 Edit of Verbs Pp. 162 and 163 <a href="https://youtu.be/4c6FyuetSVo">https://youtu.be/4c6FyuetSVo</a></p>  	<p><b>Math:</b> Topic 12: Identify and Describe Shapes Lesson 12-1:Two Dimensional (2-D) and Three-Dimensional (3-D) Shapes Pp. 465, 466, 468 <a href="https://youtu.be/VAWaV1upv6E">https://youtu.be/VAWaV1upv6E</a></p> 	<p><b>Phonics:</b> P. 273 and 274</p> <p><b>Math:</b> P. 467</p> <p><b>English:</b> Write the sentence in the notebook: (We look at the monkeys.)</p>
Wednesday	<p><b>Phonics:</b> Unit 5: Ending Diagraph and Contractions Lesson 131: Consonant Diagraph th Pp. 275 <a href="https://youtu.be/KPAtWnXL7UY">https://youtu.be/KPAtWnXL7UY</a></p> <p><b>English: Session 5:</b> My View Unit 4 – L5 Review and Reinforce Pp. 166 and 167 <b>Session 6:</b> Foundational Skills: P. 169</p>  	<p><b>Math:</b> Topic 12: Identify and Describe Shapes Lesson 12-2: Circles and Triangles Pp. 469, 470, 472 <a href="https://youtu.be/Bzor13Y0ugo">https://youtu.be/Bzor13Y0ugo</a></p> 	<p><b>Phonics:</b> P. 276</p> <p><b>Math:</b> P. 471</p> <p><b>English:</b> P. 168</p>

Thursday	<p><b>Phonics:</b> Unit 5: Ending Diagraph and Contractions <b>Lesson 131:</b> Consonant Diagraph wh Pp. 277 <a href="https://youtu.be/GO3UxDydumA">https://youtu.be/GO3UxDydumA</a></p> <p><b>English: Session 7:</b> My View Unit 4-L 5 <b>Decodable Story-</b> We Have Fun Pp. 171-173</p>		<p><b>Math:</b> <b>Topic 12:</b> Identify and Describe Shapes <b>Lesson 12-3:</b> Squares and Other Rectangles Pp. 473, 474 and 476 <a href="https://youtu.be/VAWaV1upv6E">https://youtu.be/VAWaV1upv6E</a></p>	<p><b>Phonics:</b> P.278</p> <p><b>Math:</b> P. 475</p> <p><b>English:</b> P.170</p>
	<p><b>Science</b></p> <p><b>Sunday</b> Session 1 : Lesson 11- Review -The states of matter Pp.84 &amp;85 <a href="https://youtu.be/3IW8E1YR0kE">https://youtu.be/3IW8E1YR0kE</a></p> <p><b>Monday</b> Session 2 : Lesson 11- Review- The states of matter Pp. 86 &amp; 87 <a href="https://youtu.be/3IW8E1YR0kE">https://youtu.be/3IW8E1YR0kE</a></p> <p><b>Wednesday</b> Session 3 : Lesson 11- Review: The states of matter Pp. 88 &amp; 89 <a href="https://youtu.be/3IW8E1YR0kE">https://youtu.be/3IW8E1YR0kE</a></p>	<p>STATES OF MATTER</p>	<p>Revise the topic at home.</p> <p>Revise the topic at home.</p>	
Manners	<p>Session 1: Tuesday Unit 3: Safety Rules - Lesson 9– Crossing The Road Pp. 84 and 85 <a href="https://www.youtube.com/watch?v=NeEF1fwT4k">https://www.youtube.com/watch?v=NeEF1fwT4k</a></p>		<p>Session 2: Thursday Unit 3: Safety Rules - Lesson 9– Crossing The Road Pp. 86 and 87 <a href="https://www.youtube.com/watch?v=NeEF1fwT4k">https://www.youtube.com/watch?v=NeEF1fwT4k</a></p>	
	<p><b>Comput</b></p> <p>Monday- Topic: Microsoft Paint Lesson 6: Oval Tool Pp. 48-51 <a href="https://youtu.be/ZnXPmtvhrFE">https://youtu.be/ZnXPmtvhrFE</a></p>			
Art Time	<p>Thursday- Trace the picture, then use the suitable colors. P. 31</p>		<p>Homework P.33</p>	

### Weekly Activity- Wednesday:

### Welcome Ramadhan Activity

Closing Circle Time

**Weekly Story:** The Little Red Riding Hood

<https://youtu.be/LDMWJCrDVMl>



**My Little Dictionary: Practice with Me**

Consonant y as Vowel words: by, sky, my, cry, dry

Consonant yas Vowel words: candy, baby, pony, lady

Endings - ed words: boiled, spilled, peeled, rowed

Endings – ing words: raining, crying, eating, fishing

Academic Vocabulary: time, change, discover, tradition

Number Counting: 1- 100

Number Writing: 1-100

Number Names: eight, nine, ten

Dictation Words: six, seven, eight, nine, ten



### Media Links

Morning song: <https://youtu.be/gghDRJVxFxU>

Months of the Year: <https://youtu.be/BCSFAutZK9s>

Days of the Week: <https://youtu.be/BCSFAutZK9s>

Seasons: <https://youtu.be/8Zjpl6fgYSY>

Class Rules: <https://youtu.be/iQxK-Ah7has>



# Self-confidence

